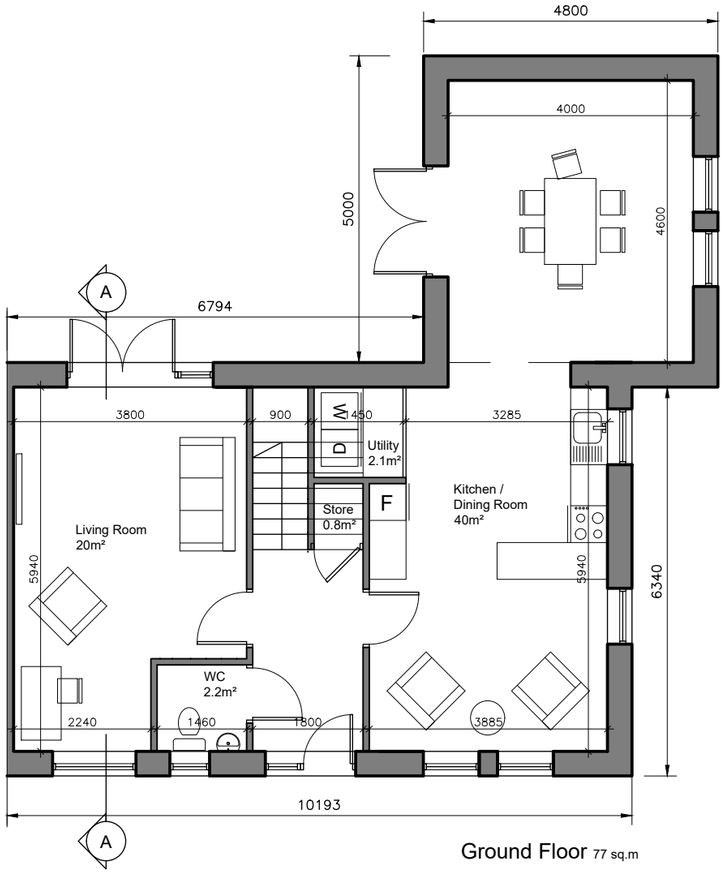

Ground Floor 77 sq.m

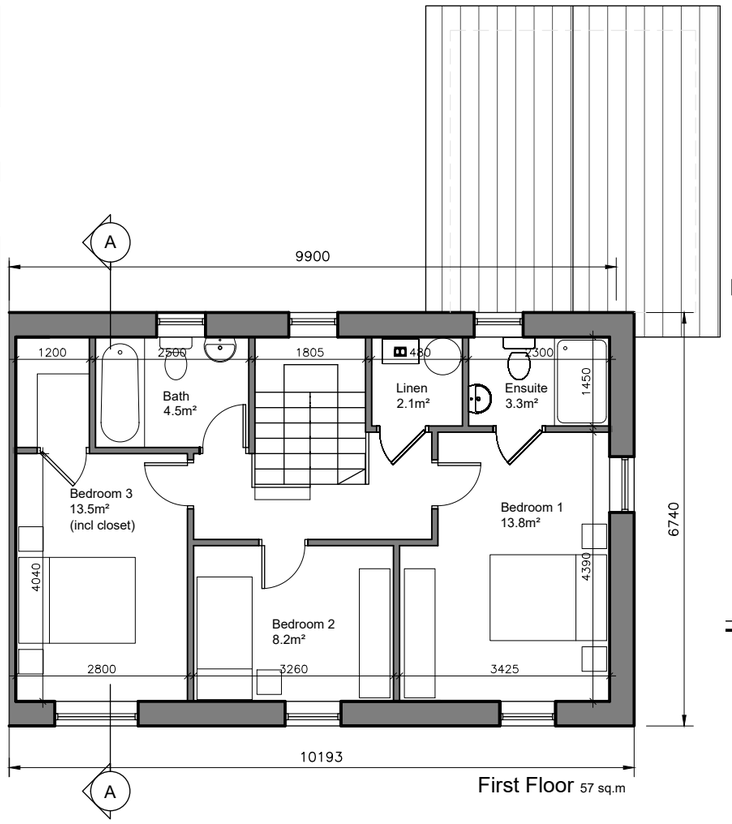

First Floor 57 sq.m

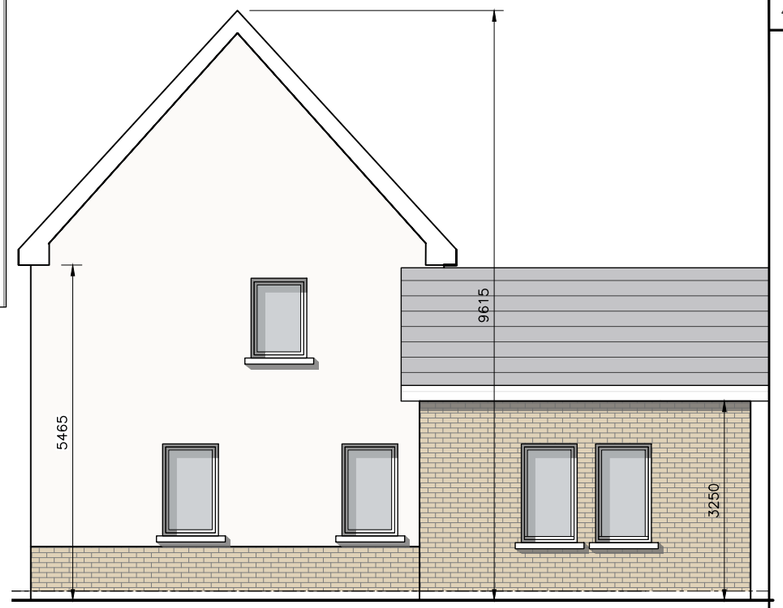

Side Elevation

Front Elevation

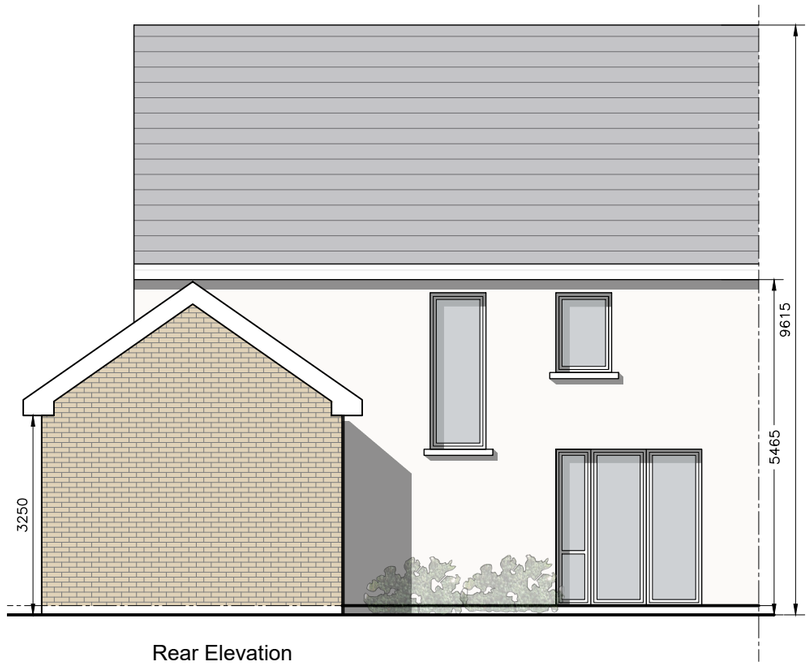

Rear Elevation

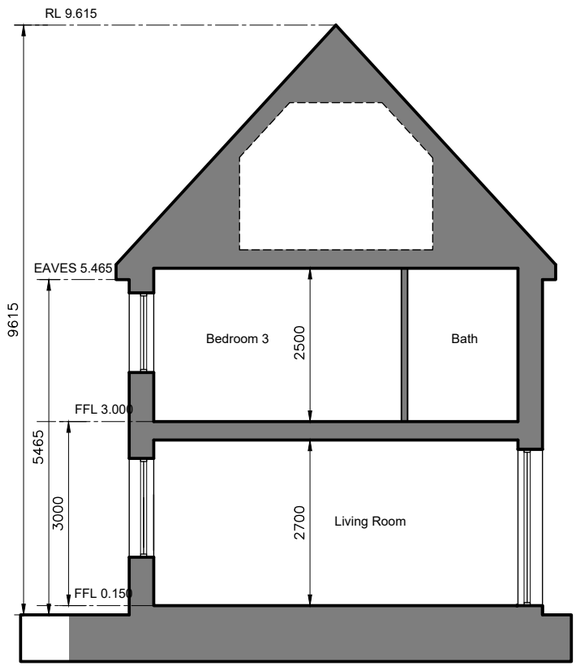

Section A-A

© This drawing is copyright.

1 Do not scale this drawing.
2 Errors and omissions to be immediately notified to Architect.
3 All dimensions to be checked on site.
4 To be read with relevant Engineers drawings.

NORTH

Refer to Site layout Plan for specific orientation of House Types.

Notes:

1. All dimensions in millimetres
2. Orientation varies. See site layout plan.
3. This Housetype may be handed. See site layout plan.
4. For proposed finished floor levels please refer to proposed site layout drawing.

External Finishes:

Roof: Clay or concrete tiles with solar thermal or photovoltaic panels subject to orientation and detailed design

Walls: Painted render finish and/or selected facing brick

Windows: uPVC

Gutters/downpipes:uPVC

Front Door: Selected coloured composite or painted timber door with fanlight and/or sidelight and/or glazed light in leaf

Front Door Canopy:
Pressed or standing seam metal on Timber framing

3-bed/5 person, 2 storey:		FCC Min.
Agg. Living	60	34
Agg. Bedrooms	35.5	32
Storage	5	5

revisions date inls

description
House Type CY

Plans, Section
& Elevations

cad ref. 1/18193 - Mooretown Phase 3/Planning Stage Shd/dgnfiles

drawing no. 1830-SHD-H-112

revn.

job
Development at
Mooretown, Swords
Phase 3

scale 1:100 A3
date APL '22
drawn AL/MN
checked PG

client
Gerard Gannon Properties

issue
Planning
SHD Stage 3

CONROY CROWE KELLY
ARCHITECTS
65 MERRION SQUARE
DUBLIN 2
PHONE 6613990\1 FAX 6765715
e-mail info@cck.ie